



WELLS RAILWAY FRATERNITY

established 1968



~ present their 45th exhibition ~

2023 MODEL RAILWAY EXHIBITION

Including Scalefour South West and special EM and 2mm Fine Scale sections

Wells Town Hall, Market Place, Wells, Somerset, BA5 2RB

For further information: www.railwells.com or www.scalefour.org Organiser: Chris Challis: 01308 897539

INTRODUCTION

In spite of the very hot weekend and issues with train travel last year's show was well received. To build on this success Railwells this year has some very interesting exhibits.

Of the 14 layouts booked to attend some are very different and well worth visiting. There is Sandsifters in P4, a layout built on a surf board, Port Jubilee in 2mm built as an oval just 2ft by 10ins, a Somerset & Dorset Layout, Foxcote New Pit in 2mm, Ryton Road which started out in EM by the late John Spencer and converted to P4, and, another S&D layout set in 1904 is Bridgwater in 7mm.

The exhibition caters for experienced modellers as well as those starting out and interested in learning more. There are 2 layouts that are unfinished showing how someone else builds a layout and you can ask questions and discuss construction methods. There is also a range of demonstrators who have experiences that are invaluable and the Scalefour, EM Gauge and 2mm society membership secretary's will be in attendance for any questions you might have.

The trading mall will have lots of things that will keep your project on the right track. As well as items you are looking for you might find something you were not.

WE HOPE YOU ENJOY THE EXHIBITION

LAYOUTS

ABBEY STREET by Jas Millham

S Scale

Stand 45



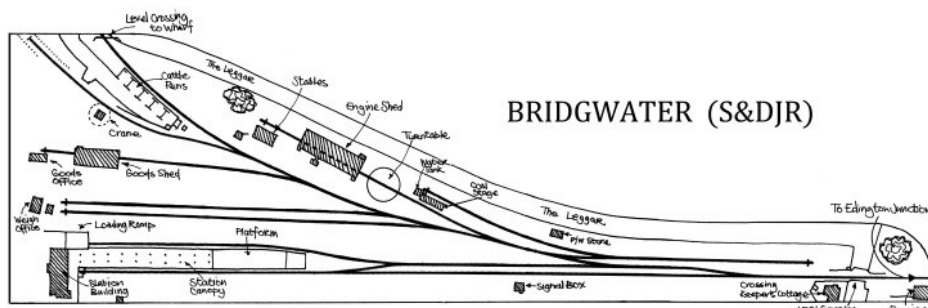
BR(E) late 1950's early 60's, East Anglia, Urban setting. Inspired by Colchester St Botolphs and Lowestoft South side. Like Colchester St Botolph's/Colchester Town station, Abbey Street is a small station nearer to a town centre than the main station and linked to it by a shuttle service. The yard only handles goods, but coal empties from the coal yard further out of town have to come here to run round. The layout is operated from the front.

BRIDGEWATER by Trevor Gibson

0 Gauge

Stand 32

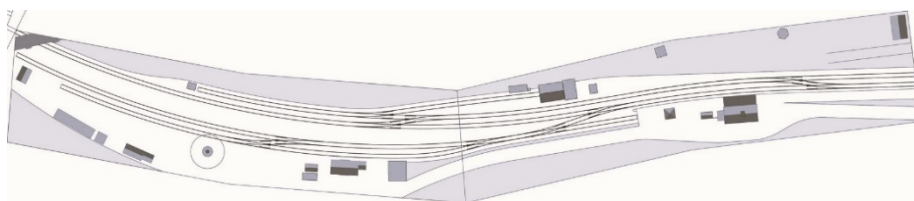
The line from Bridgwater to Edington was opened in 1890, built by an independent company, the Bridgwater Railway Co. It having been promoted and operated as an extension to the S&DJR. The layout is set in the Edwardian period of 1904. All the stock is kit or scratch built representative of the Prussian blue days of the S&DJR. The buildings and structures are accurate models of the prototypes, and are scratch built from laser cut MDF and plastic. Operations are to a sequence representing, in compressed form a typical day's working.



CHURNBURY by David Mace

N Gauge fine scale

Stand 44



Partially complete freelance layout based on Tetbury Station track layout and surroundings. The intention is to give a, 'what if', Midland and South Western Junction Railway atmosphere as it is based on a failed submission by them to build a line to Tetbury. Hand built track to N fine

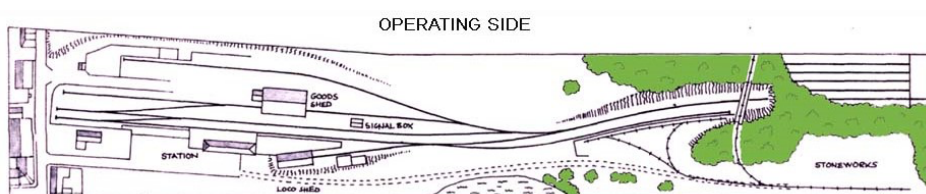
scale. Unusually sits on short legs and fits into a 'Really Useful' Christmas Tree Box. Operation is by DCC and analogue switching for the MTB point motors. The layout was conceived in 'Lock Down' and attempts to be a scrap box challenge hoping to show what can be achieved with easily obtainable items with some ingenuity.

CLINKERFORD by Paul Hutfield

P4

Stand 27

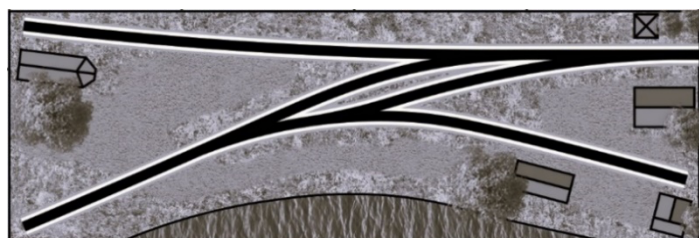
Built originally by John Darch, Paul Hutfield now owns and exhibits the layout, together with a group of friends, with changes made to move the layout and rolling stock into the 1950s/60s. A P4 exhibition layout based on Cinderford Station in the Forest of Dean. Bicslade Wharf and Stone works and various buildings from Parkend, Whitecroft and Mitcheldean, not to mention the Forest itself, complete the scene.



EWE by Robert Gunstone

00 Gauge

Stand 21



Ewe is a small layout built in the Cameo style as championed by Iain Rice. The layout is inspired by the Wisbech and Upwell tramway in East Anglia. With a scenic section of 4ft x 16ins it employs ready to run locomotives and rolling stock with code 75 trackwork by PECO and buildings from the resin ranges of Hornby and Bachmann. create a prototypical scene. All stock, trackwork and buildings have been weathered and scenic items are from a variety of sources with trees by MBR, a

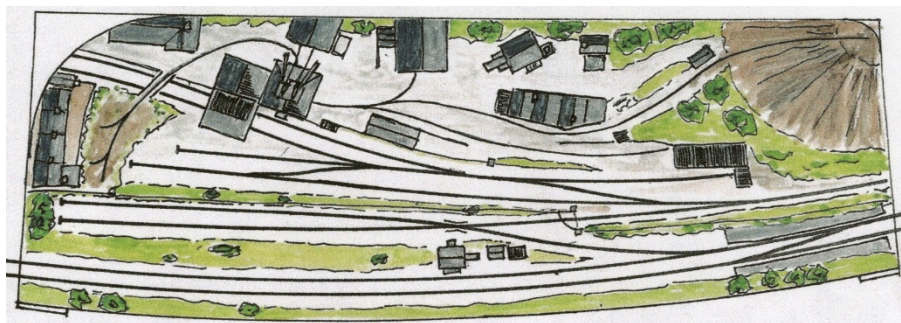
Polish firm. It hopes to demonstrates what can be achieved using readily available items to create a prototypical scene.

FOXCOTE NEW PIT by Jerry Clifford

2mm fine scale

Stand 5

Based on the Somerset and Dorset Railway and it is part of a large home layout, Bath Queen square. It has a double track mainline across the front with a pair of exchange sidings together with a halt, Foxcote and Paglinch. The back of the layout represents a working coal pit, based on Camerton New Pit. The layout is set in the years following the first world war, up to 1930 when the S&D lost its independent identity, particularly its famous Prussian blue livery.



LOCHTY by Andy Cundick

EM

Stand 22



Lochty is a Model of the East Fife Central Railway goods only terminus operated by the North British Railway, c1913. It opened in 1900 and ran until 1960. After closure it ran as the Lochty Private Railway and ran the A4 'Union of South Africa' and a Coronation Observation Coach. The stock is kit built and the track is Peco EM Gauge, sold exclusively by the EM Gauge Society

NORTH 9TH STREET TERMINAL, BROOKLYN by Neil Kinison

Scale P87

Stand 47

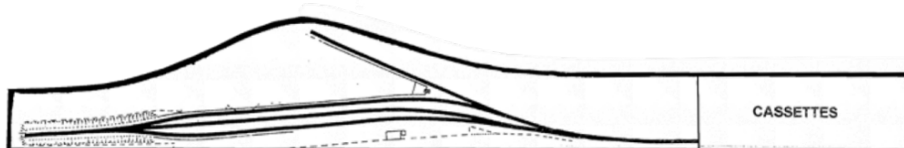
Compact shunting layout based on a version of Palmer's Dock in Brooklyn, as it was before re-development. The whole dock complex is huge, so only a part of it is modelled. This is a vision of Brooklyn, along the shoreline, during the Depression, around 1937-8; run-down but still busy with trade. The stock is all commercial, mostly ready-to-run and a few kits. Motive power is a mixture of steam and diesel. Buildings and scenic work have been undertaken jointly with a colleague Steve Vaughan-Mennell. The buildings are either scratch-built or heavily modified kits. The carfloat and tug started life as Walthers kits. The backscene is courtesy of Gordon Gravett.



PARKEND MARSH SIDINGS by John Farmer

P4

Stand 46



in 1976. It features good scenic work, more of which can be seen in "Static grass scenic effects" in Scalefour News 232.

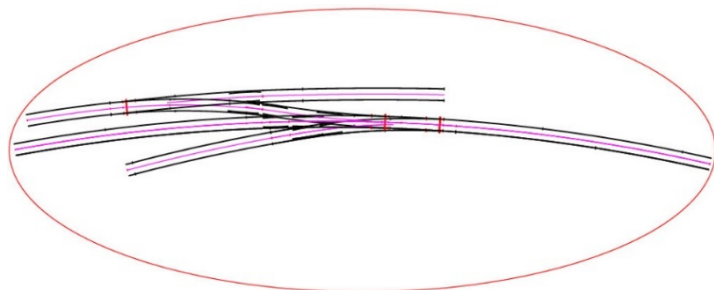
Parkend Marsh Sidings were situated at the end of a small branch line at right angles to Parkend station in the Forest of Dean. The layout represents the later period of operation of the sidings prior to closure of the Lydney to Parkend section

PORT JUBILEE by Anthony Yeates

2mm finescale

Stand 1

An elliptical layout/diorama built for the 2mm Scale Association Diamond Jubilee Layout Challenge. It represents a thoroughly fictitious Highland Railway coastal terminus in the Edwardian era. The baseboard is built from laser-cut plywood with a double-skin of very thin sheets curved around the outside to form the fascia/backscene. The track uses 2mm Scale Association components and the turnouts are operated by servos. Locomotives are scratch built or built from etches designed by the owner, as are many of the wagons, with a few from kits. The layout appeared in Model Railway Journal 293.



RUYTON ROAD by Paul Bannerman

P4

Stand 15



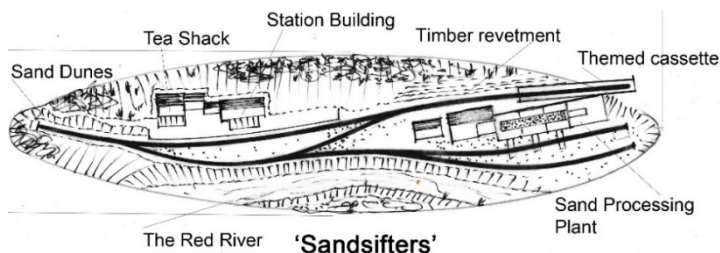
Built by the late John Spencer to EM Gauge it appeared at a number of shows in the 1990's/2000's. It was inspirational in demonstrating that a small layout could provide interest and a sense of place. Now converted to 18.83 the model maintains the original premise, an imaginary branch of the Shropshire and Montgomeryshire Railway from Kinnerley Junction to Ruyton town and also serving a nearby quarry. The branch terminated some way short of the town when monies ran out. Track is plywood sleepers and plastic chairs with turnout sleepers interlaced. Control is DC and points operated by servos. Rolling stock is a mixture of converted ready to run and kit built with the aim of giving a flavour of a light railway Colonel Stephen's line in the 1920's.

SANDSIFTERS by Stephen Howe

P4

Stand 42

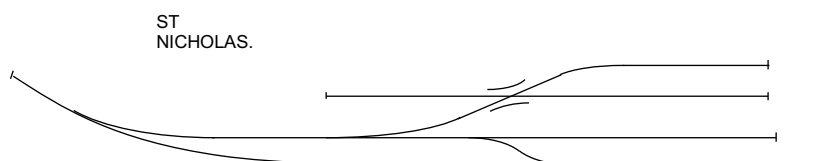
Fictional layout based on an industrial light Railway at the coast serving a sand extraction plant on the Red River in Cornwall in the early 20th Century. Layout is built on an old surf board with handmade track and points, operated by wire in tube method. Locomotives and rolling stock have been collected on a number of years and is operated by DC control. The structures are hand built and reflect the type of buildings on this Cornish railway. It has a working rotary sand screen and loading arrangements.



SAINT NICOLAS by Phil Reid

00 Gauge

Stand 14



St Nicholas is an imaginary Spa town on the branch from Chesterfield to Matlock in the Peak District. Part of the line was closed in the 70s between Matlock and St Nicholas. BR built a new station on part of the old goods yard and local pressure meant it was a proper ticket and information office. The layout is based in the late 70s and is named

after the shopping Centre in Sutton. Track is Peco code 75, with live frog points operated by SMP point motors, and it features working signals operated from a lever frame. All the buildings are kits or straight out of the box.

CHARD JUNCTION by Ken Banks

0 Gauge

Stand 11

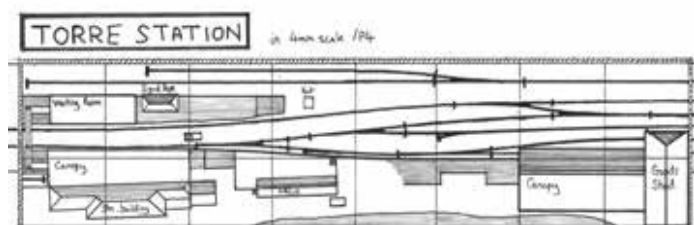
Chard Road Station is a junction on the L&SWR line between Crewkerne and Axminster and had a branch line to Chard about 3 miles away. This layout is based in the 1960s after the branch was closed and disconnected. Parcel traffic was substantial and in the 1930s a dairy was built. A sawmill also had access to the line.



TORRE by Martin Rees

P4

Stand 26



Torre was, and still is, a main station on the GWR's Kingswear branch. It was the main goods depot for Torquay, it retains most of its original buildings and served by trains daily. With its short platforms and a constrained setting, it allowed for a compact, but detailed layout. There were a number of very short Torbay portions with Castle haulage. Since its last appearance as a work-in-progress at RailWells in 2013, much of the information and materials needed to complete the layout have been obtained, although there are still some gaps. Track is

C&L steel flex-track, hand-made points and Cobalt point-motors. Gaugemaster controllers are used.

THE SOMERSET COAL CANAL AT WELLOW by Tim Venton

P4

Stand 3

The canal from Radstock to Midford was converted to a plateway of 3'4" gauge in 1815. An early steam engine was tried in August 1826, which sets the date for this model. The canal was purchased by the Somerset & Dorset, for conversion into a railway. Much of the canal was destroyed by the building of the S&D. The tunnel (which still exists) at Wellow forms the inspiration, plus there was an aqueduct over Mill Lane. The Georgian landscape was a challenge. A Scalescenen church saves a lot of time, while the track is PECO code 100 rail laid on its side. Everything else is scratch built, including the wheels on the waggons.



SOCIETY STANDS and DISPLAYS

BROAD GAUGE SOCIETY DISPLAY AND STORES, pre orders collection broadgauge.co.uk	Stand 12
EAST SOMERSET SOCIETY OF MODEL EXPERIMENTAL ENGINEERS essmee.org.uk	Stand 8
EM GAUGE SOCIETY MEMBERSHIP emgs.org	Stand 20
PENDON MUSEUM pendonmuseum.com	Stand 29
LYNTON & BARNSTAPLE RAILWAY Lynton-rail.co.uk	Stand 7
RAILWAY CHILDREN CHARITY AND BOOK SALES railwaychildren.org.uk	Stand 23
SCALE 7 GROUP MEMBERSHIP Scaleseven.org.uk	Stand 9
SCALEFOUR SOCIETY MEMBERSHIP AND PROMOTIONS scalefour.org	Stand 40
SOMERSET & DORSET RAILWAY TRUST sdjr.org	Stand 24
WELLS RAILWAY FRATERNITY DISPLAY AND MEMBERSHIP railwells.com	Stand 34
WELLS RAILWAY FRATERNITY ARCHIVE PICTURES railwells.com	Stand 17

DEMONSTRATIONS

2mm Association Roadshow by Paula Martin	Stand 4
3D Printing by David Burnett	Stand 31
How to Solder by Roger Sawyer	Stand 19
Modelling French Meter Gauge Railways by Gorden Gravett	Stand 6
Modelling in EM by Andrew Ulyott	Stand 18
Scratch and kit-built wagons by John Chambers	Stand 39
Starting in P4 by Gavin Clarke	Stand 38
Track building BY Terry Bendall	Stand 37
Track Construction and Working in S7 by the Scale7 Group	Stand 10

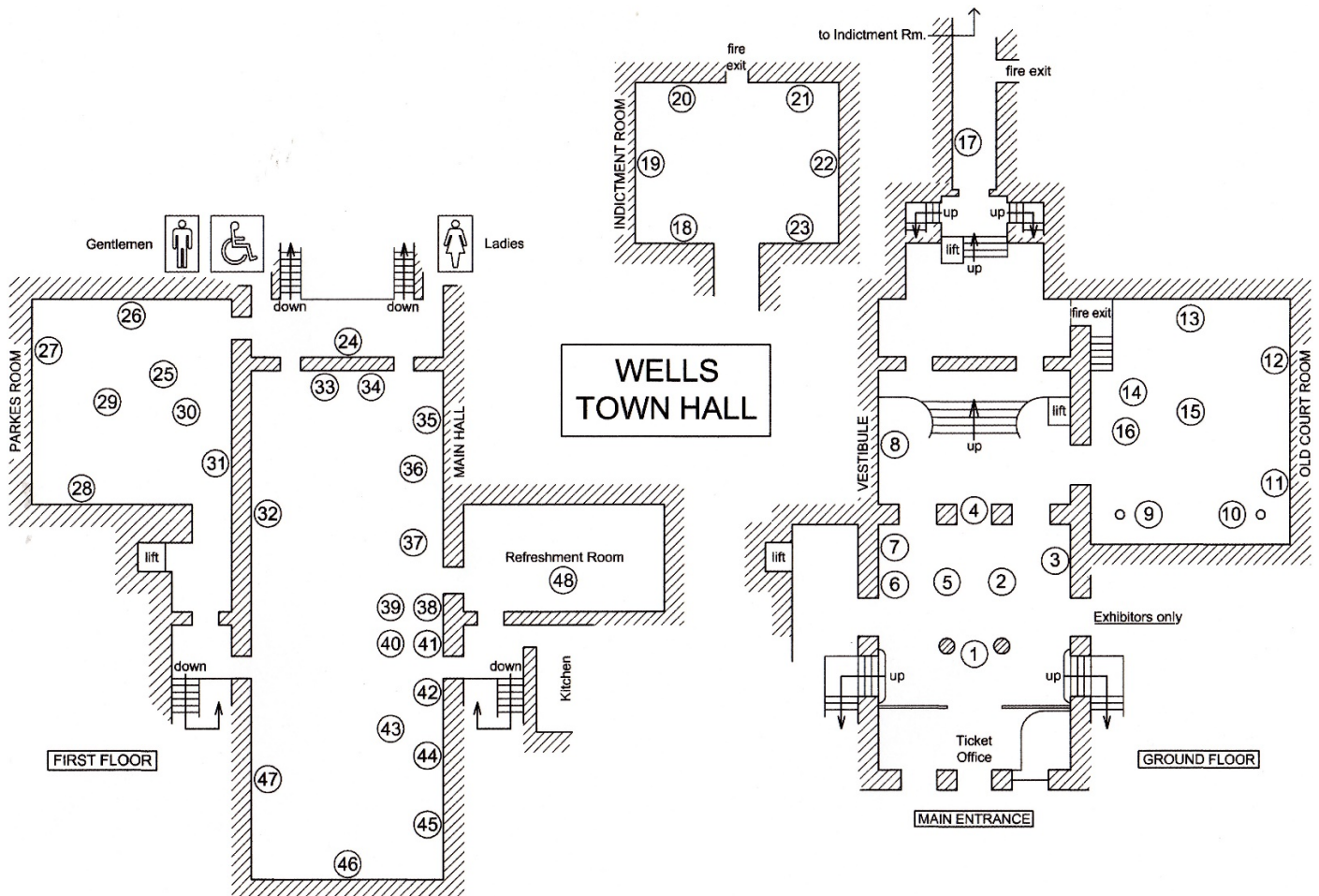
REFRESHMENTS

Wookey Hub, wookeyhub@gmail.com	Stand 48
--	----------

TRADERS

AMBERLEY COMPONENTS amberleycomponents.co.uk	Stand 28
ATTWOOD AGGREGATES Scale track ballast attwood.aggregate@yahoo.com	Stand 9
BILL HUDSON TRANSPORT BOOKS www.billhudsontransportbooks.co.uk	Stand 2
BRANCHLINES www.branchlines.blogspot.com	Stand 30
C&L FINESCALE www.finescale.org.uk	Stand 16
DART CASTINGS including MONTY'S MODELS and MJT www.dartcastings.co.uk	Stand 25
EBMA HOBBY CRAFT www.embahobby.co.uk	Stand 35
LORD AND BUTLER lordandbutler.com	Stand 13
ROXEY MOULDINGS www.roxeymouldings.co.uk	Stand 36
SCALEFOUR SOCIETY STORES www.scalefour.org	Stand 41
STONYBRIDGE STRUCTURES & MODEL SOUNDS stoneybridge.co.uk	Stand 43
WELLS RAILWAY FRATERNITY SECOND-HAND BOOK SALES www.railwells.com	Stand 33

EXHIBITION LAYOUT



FOR YOUR DIARY
WELLS RAILWAY FRATERNITY
Programme 2023-2024

Meetings are held in the Wells Town Hall. For more details, contact Andrew Tucker 01749 830695
Non-members are always welcome at meetings (£4 each)

2023

12 September	The Isle of Man in 2017 and Irish Railways in the 21st Century	Richard Harman
10 October	Flying Scotsman	David Parker
14 November	The East Somerset Railway	Nick Waton
12 December	A.G.M. followed by Quiz	Andrew Tucker

2024

9 January	Scratch That Etch, Development of Technology for Railway Modellers	Robin Harding
13 February	The Widow's Frontier Railways	Richard Pelham
12 March	BR in the 1960s – the Ian Canton Collection	Peter Lemmey
9 April	The Bristolian – the Bath Road Years	Roy Kethro
14 May	A Selection of Slides taken by the late Roger Newman	Brian Arman

RAILWELLS 2023

Next year's Railwells is a week earlier on **SATURDAY AND SUNDAY AUGUST 3RD AND 4TH**, when we hope to see you again. Until then, we wish you a rewarding and successful year's modelling!



The WELLS RAILWAY FRATERNITY supports the RAILWAY CHILDREN charity
www.railwaychildren.org.uk