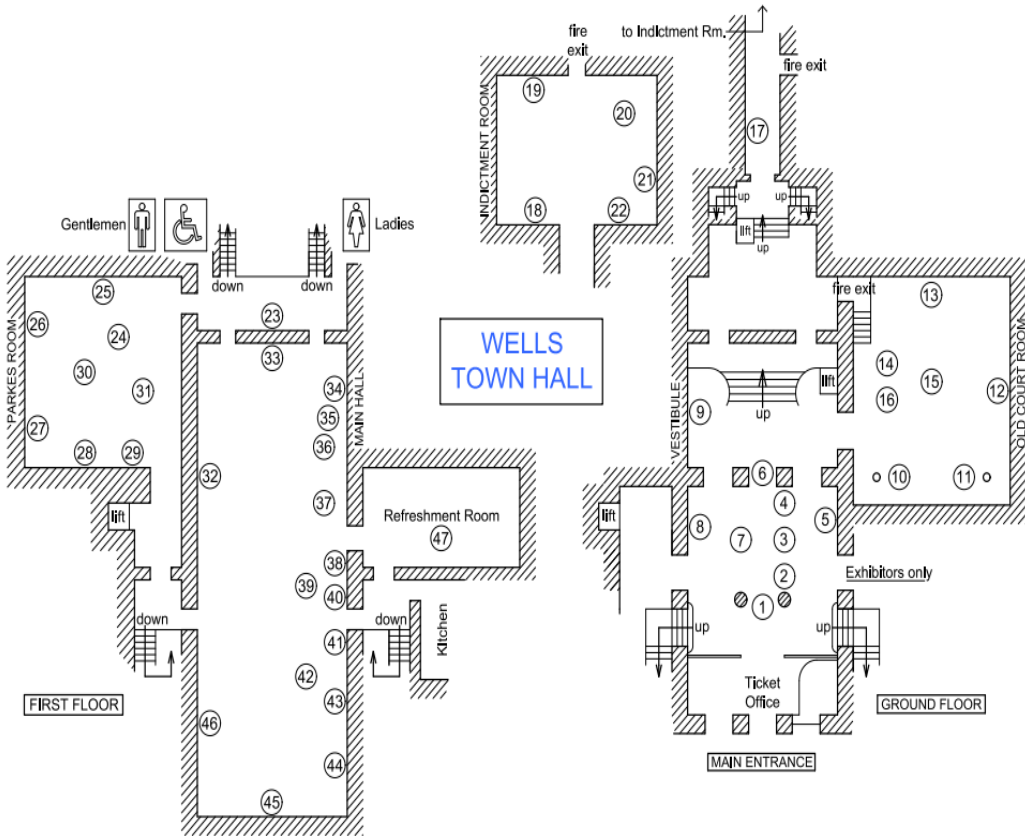


# Plan of the Exhibition Halls



The 47<sup>th</sup> Railwells Model Railway Exhibition will take place on Saturday and Sunday 9<sup>th</sup> & 10<sup>th</sup> August 2025. When we hope to see you again. Until then, we wish you a safe journey home and a rewarding and successful year's modelling!

Exhibition Guide produced by Malcolm Jones, with thanks to Gavin Clark, David Mace, Andrew Tucker and Peter Bowen for their invaluable help.  
 Printed by St Andrews Press, Unit 3, Keward Mill Trading Estate, Jocelyn Drive, Wells.

# WELLS RAILWAY FRATERNITY

established 1968

~ present their 46<sup>th</sup> exhibition ~



## 2024

## MODEL RAILWAY EXHIBITION

Including Scalefour South West and special EM and 2mm Fine Scale sections



## Wells Town Hall, Market Place, Wells, Somerset, BA5 2RB

For further information: [www.railwells.com](http://www.railwells.com) or [www.scalefour.org](http://www.scalefour.org)

Organiser: Chris Challis: 01308 897539

# Introduction from the Organiser—Chris Challis

This year's Railwells follows on from last year's extremely well received event, and of course includes Scalefour Southwest, as well as special sections for The EM gauge Society and The 2mm Association.

Of the 14 layouts attending 2 will be of stations on the Cheddar Valley Line. **Cheddar** is presented as a nearly finished layout set in the B.R. (W) period. **Wells Tucker Street Goods** built for the 150th anniversary of the Cheddar Valley Railway in 2020 — lockdown stopped this event. It shows the terminus of the line in the G.W.R. period. This part-built layout was started, to show the goods yard before the road was built on the line, The goods shed is the only building remaining today.

There will also be **Stodmarsh**, in "O" gauge, with Dads Army in attendance. At the smaller end of the scale is Brian Harrap's proto Z layout **Zobland** and **Sefton Park** by Roger Orpwood working at 3/4mm to the foot, no motors in these loco's — they work with magic!

Also attending will be 18 traders including the newly reformed Blacksmith Models and David Maidment Chairman of the Railway Children Charity.

Railwells is an exhibition that seeks to show you how, for beginners as well as the more experienced of you.

**We hope that you enjoy the Show.**

## LAYOUTS

In alphabetical order

### Blakey Rigg by Paul Green "S"Scale Stand 3 I

Blakey Rigg (or Ridge) was between Rosedale and Farndale and was the site of Blakey Junction high up on the North Yorkshire Moors on the Rosedale Branch of the North Eastern Railway. The branch reached the tops via an incline and was built to transport the considerable quantities of ironstone mined there and move it down to Teeside for smelting into iron and steel. The busy Junction saw branches going off to the East and West sides of Rosedale plus another branch to Farndale. On my layout in "S" scale, it is assumed that the Farndale branch brought the ironstone and potash. Together with the Rosedale ironstone, the Junction was a busy but isolated and windswept place.

The layout was featured in the December 2021 Railway Modeller and the August 2022 British Railway Modelling magazines. Please do not hesitate if you want to ask questions about the layout, prototype or "S" Scale.

**33. Railway Children Charity & Book Sales.** The charity provides protection and opportunity, for children with nowhere else to go and nobody to turn too. Every year thousands of children across the UK, India and East Africa run away or are forced to leave homes, that have become unbearable for many reasons. Reaching a child as soon as possible is crucial to avoiding them becoming entrenched in street life, or targeted by abusers. "We race to get to children before the streets get to them". Find out more at [www.railwaychildren.org.uk](http://www.railwaychildren.org.uk).

**43. The Scale 7 Group** trackwork and working in S7—find out more at [www.scaleseven.org.uk](http://www.scaleseven.org.uk)

**17. Wells Railway Pictures.**

**8. East Somerset Society of Model & Experimental Engineers** was formed in 2005. They created **The Bath and West Steam Railway** at the Showground near Shepton Mallet. Their display features live steam locomotives and traction engines.

**30. Pendon Museum** "Britain's best landscape diorama" as described by Jane Insley (Curator, Science Museum, London). It uses highly detailed models to bring the past to life. Find more at [www.pendonmuseum.com](http://www.pendonmuseum.com)

**18. The 2mm Association** Roadshow with Paula Martin. Find out more at [www.2mm.org.uk](http://www.2mm.org.uk)

**27. The E.M. Gauge Society.** Michael Spearing, Membership Secretary will tell you about the society. More info at [www.emgs.org/](http://www.emgs.org/)

## Wells Railway Fraternity

## Stand 41

We meet monthly in the Town Hall from September to May. We have guest speakers on railway related subjects. Membership is £20. per annum and includes entry to all meetings and to Railwells. See more at [www.railwells.com](http://www.railwells.com)

### Programme for 2024— 2025

Starting at 7.30 p.m. on the second Tuesday of the month, meetings are free to members and just £4 per meeting for non-members and guests.

	2024	2025
<b>10 September</b>	Keeping Ways Unbroken: the Railway Clearing House 1923-63 <i>Roy Edwards</i>	<b>14 January</b> Members Talk's My scanned 1960s Negatives <i>Richard Blunden</i> followed by The Listowel & Ballygunion Railway <i>Malcolm Dowson</i>
<b>8 October</b>	The Abbotsbury Branch <i>Chris Challis</i>	<b>11 February</b> The History of Hattons 1946 – 2024 <i>Richard Davies</i>
<b>12 November</b>	Railway Engineering in Chippenham – an Industrial and Social History <i>Mark Glover</i>	<b>11 March</b> Lines to the North Cornwall Coast <i>Bob Bunyar</i>
<b>10 December</b>	A.G.M. followed by Quiz – set by last year's winner <i>Andy Ball</i>	<b>8 April</b> The Class 50s <i>Geoff Hudson</i>
		<b>13 May</b> Oddities Around Swindon <i>Brian Arman</i>

Guide current at time of printing, for updates please refer to [www.railwells.com](http://www.railwells.com)

## Trade Support

**13. ASPIRE GIFTS & MODELS** Unit 4, Court Farm Business Park, Buckland Newton DT2 7BT **T.N.** 01300 345355 [www.aspiregiftsandmodels.co.uk](http://www.aspiregiftsandmodels.co.uk) *RTR models, accessories and DCC*

**7. BILL HUDSON TRANSPORT BOOKS** Unit 1, Dimple Road Business Centre, Matlock DE4 3JX **T.N.** 07921 833469 [www.billhudsontransportbooks.co.uk](http://www.billhudsontransportbooks.co.uk) *New & secondhand transport books particularly railway*

**34. BRANCHLINES** PO Box 4293, Westbury, Wiltshire BA13 9AA **T.N.** 01373 0822231 [www.sales@branchlines.com](http://www.sales@branchlines.com) *Rolling stock kits, motors, gearboxes and wheels*

**40. C&L FINESCALE** 125 Reaver House, 12 East Street, Epsom, KT17 1HX [www.clfinescale.org.uk](http://www.clfinescale.org.uk) **T.N.** 01372 748490 *Trackwork components*

**16. DART CASTINGS/MONTY'S FIGURES/MJT** 17 Hurst Close, Staplehurst, Tonbridge, Kent TN12 0BX [www.dartcastings.co.uk](http://www.dartcastings.co.uk) 01580 892917 *Scenic modelling supplies and rollingstock accessories*

**10. ATTWOOD AGGREGATES.** Info at [www.attwood.aggregates@yahoo.com](mailto:www.attwood.aggregates@yahoo.com) *Scale track ballast*

**36 BLACKSMITHS** etched GWR kits [www.blacksmithsmodels.co.uk](http://www.blacksmithsmodels.co.uk).

**37. PECO** Underleys, Beer, Seaton, Devon, EX12 3NA [www.peco-uk.com](http://www.peco-uk.com) T.N. 01297 626204 *Large range of products for railway modellers*

**38. TAFF VALE MODELS** [www.taffvale.wales.T.N02920026122](http://www.taffvale.wales.T.N02920026122) *Etched rolling stock kits and transfers*

**9. SCALEFOUR STORES** 120 Hayhurst Avenue, Middlewich, CW10 0BD **TN** 01606 835708 [www.scalefour.org/stores/stores.html](http://www.scalefour.org/stores/stores.html) *Supplies for the discerning modeller*

**42. WELLS RAILWAY FRATERNITY BOOK SALES.** All proceeds in aid of the Railway Children Charity. *Book sales for a deserving cause*

**24. MODELSTOCK** the new home of ABS 4mm model railway kit and accessory ranges acquired in 2020 after Adrian Swain sadly passed away

**14. OLD MOREWOOD** Run By Steve Ehrlicher selling books, photos, ephemera and artifacts, in aid of Vintage Coach restoration at East Somerset Railway, Cranmore.

**11. ROXEY MOULDINGS** 58 Dudley-Road, Walton-on-Thames, KT12 2JU [www.roxeymouldings.co.uk](http://www.roxeymouldings.co.uk) **T.N.** 01932 *Kits, materials and tools.*

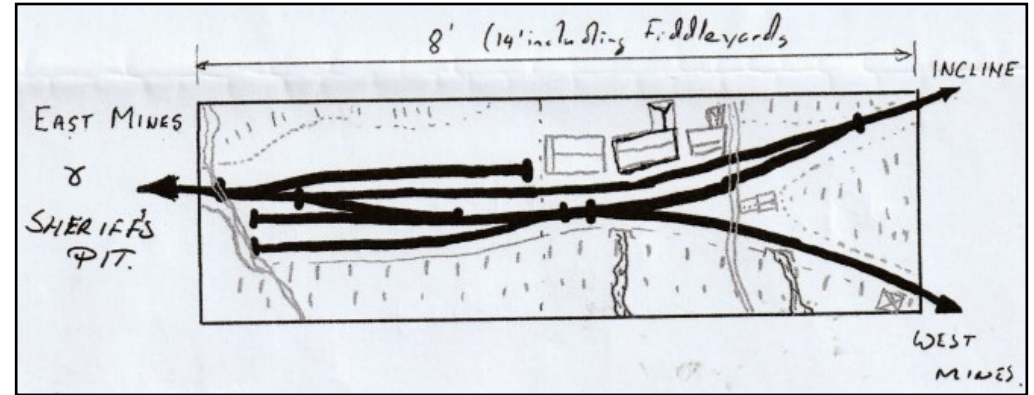
**6. POWERBOND ADHESIVES,** 11 Gloucester Street, Weymouth DT14 7AP. *The Strongest glue allowed.*

## Specialist Societies and Displays

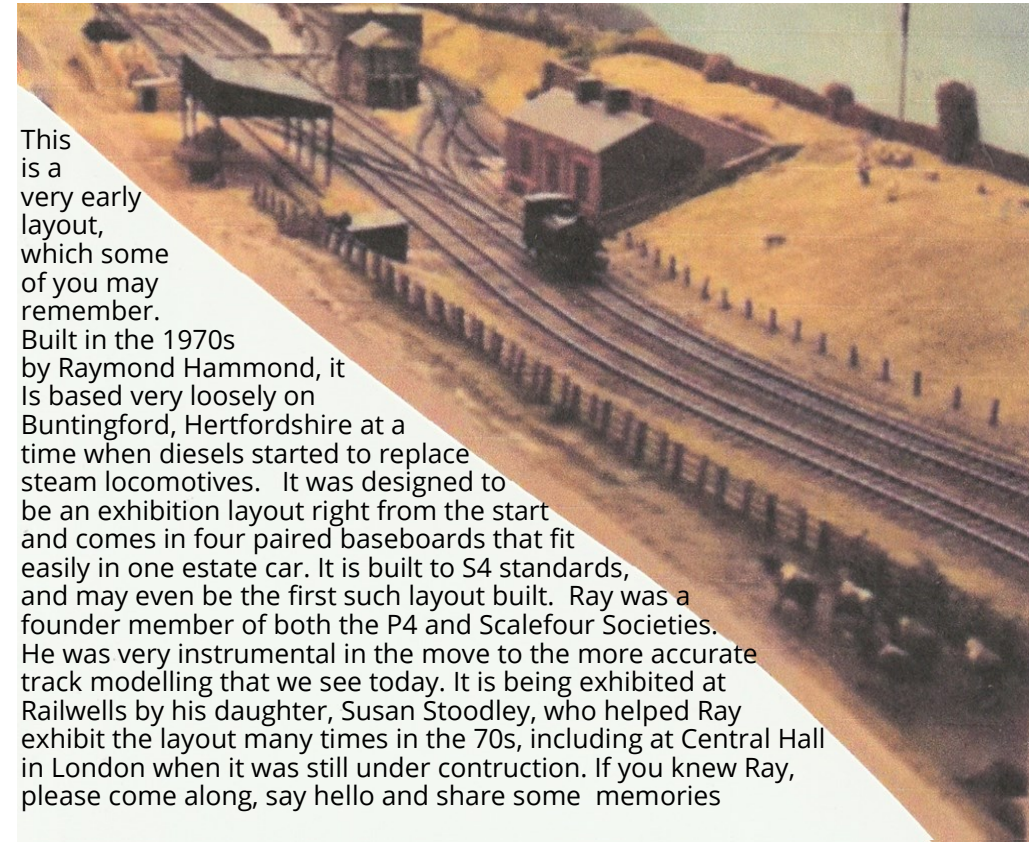
**23. Somerset & Dorset Railway Trust and Sales.** The Trust formed in 1965, before line closure in 1966. From 1969 to 1975 it occupied Radstock station, moving to Washford, West Somerset Railway. The collection has now found new homes on the old line, the locomotives are at Ropley Find out more at [www.sdrt.org](http://www.sdrt.org).

**25. Lynton and Barnstaple Railway Association** The Lynton and Barnstaple Railway opened as an independent railway in May 1898, and the Association was formed in 1979. You can find out more at [www.lynton-rail.co.uk](http://www.lynton-rail.co.uk)

**BLAKEY RIGG, N.E.R. ROSEDALE BRANCH. "S" SCALE 1;64 3/16" to the foot**



## Buntingham by Susan Stoodley "S4" Scale Stand 12



This is a very early layout, which some of you may remember. Built in the 1970s by Raymond Hammond, it is based very loosely on Buntingford, Hertfordshire at a time when diesels started to replace steam locomotives. It was designed to be an exhibition layout right from the start and comes in four paired baseboards that fit easily in one estate car. It is built to S4 standards, and may even be the first such layout built. Ray was a founder member of both the P4 and Scalefour Societies. He was very instrumental in the move to the more accurate track modelling that we see today. It is being exhibited at Railwells by his daughter, Susan Stoodley, who helped Ray exhibit the layout many times in the 70s, including at Central Hall in London when it was still under construction. If you knew Ray, please come along, say hello and share some memories



## Burnham on Sea by John Perrett 2<sup>mm</sup>FS Stand 19

Situated on the Somerset coast, this town once had importance as the Western terminus of The Somerset & Dorset Railway. It was to fulfil the railways plan, to link the Bristol channel with the English channel.

The jetty at Burnham received rails from Welsh steel-works to be carried onwards to the expanding rail network in southern England, there was also some coal traffic. Pleasure steamers would call regularly during the summer. The jetty was also used by the lifeboat. It was stored in its boathouse on its own siding and launched down the railway lines on the jetty.

The railway station, opened on the 3rd May 1858, it had one platform featuring an overall roof and opposite was a long platform built for excursion trains.

The station closed to normal passenger workings on the 29th October 1951, but excursion traffic continued to run until the 8th September 1962 and finally was closed to goods traffic on the 20th May 1963.

The model was built (to 2mm finescale standards) and was exhibited by the late Denys Brownlee. After his death the model was sold and then stored for some years. It was recently bought by the current owner and by now, unfortunately, was found to be a little worse for wear. He set about the job of rejuvenating it and most of the work has been done under the baseboards so far. Currently the work continues on tidying up the scenery and making some correct rolling stock (a big job!). It is intended to depict the S&DJR scene in the 1920's - 1930's and rolling stock is being made to show this. Current stock is mainly kit built or adapted "N" gauge.



## Cheddar by Andrew Ulyyott P4 Stand 32

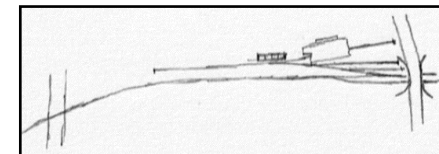
This layout represents the Great Western Railway station at Cheddar, in Somerset, on the Yatton, Wells to Witham branch during the post nationalisation period of British Railways. It was known as the Cheddar Valley branch line, or colloquially, the Strawberry Line due to the large amount of soft fruit sent out all over the country in the summer months. In addition, there were three loading points for locally quarried limestone



within the station limits, as well as through goods trains to and from Wells.

## Wells Tucker Street Goods P4 Gauge Stand 46 by Chris Challis

The layout started as a display for the 150th anniversary of the opening of the Cheddar Valley Railway from Yatton to Wells in April 2022. (Cancelled due to Covid). The only building remaining from all of the old station is the goods shed. The goods shed model was built by Wells Railway Fraternity member Jock Ferguson 45 years ago. The layout is being built to a very simple design; the track is hand built, points are operated by 1/2 inch dowel under the baseboard. Ballast is from the Batts Coombe Quarry at Cheddar. Strawberry Way now runs along the old track bed up to its junction with Portway. The scene shows the line from Portway bridge on the left, to Burcott Road Railway Bridge on the right. The passenger station was beyond Burcott Road Bridge. Should you have any questions about P4 or the Cheddar Valley Railway please ask..



## Zobland by Brian Harrap "Z" gauge Stand 1



The latest of Brian's unusual modelling challenges is Zobland — built to Proto standards but in Z scale. Yes, that is 1:220! The layout also has more than one level and in case that was not enough, it is built on an ironing board. Brian would welcome any questions on the challenges dealing with working at this scale to these standards.

## Demonstrations

**6. Modelling in Gauge 1.** by **Simon Castens.** Gauge 1 modelling, where model railways and model engineering overlap giving the best of both worlds.

**3. Kit built wagons in 4mm** by **John Chambers** describing the methods used, and springing and compensation methods to improve running qualities.

**28. How to Solder** by **Roger Sawyer** this is a hands on demonstration showing you how to carry out a skill most useful to all modellers.

**29. The E.M. Gauge Society.** Demonstration of E.M. modelling by members of the North East Somerset Area Group of the Society.

**4. Starting in P4** by **Gavin Clark.** If you have ever thought about starting to model in P4, then please stop by and have a chat. There will be a selection of Loco's partially or fully converted and some examples of trackwork including some 3D printed examples using Templot.

## Stodmarsh by Kevin Cartwright

7mm Gauge

Stand 44

Construction of the line terminated at Stodmarsh due to financial pressures and a decline in both goods and passenger transport. The Southern Railway closed the line in 1940, 3 years later it was forced to reopen it to help the war effort during preparations for D-Day. It was used to transport men, munitions and machinery to the South Coast embarkation ports.

You join us on a day of total chaos! The American and British forces are on manoeuvres. The yanks are giving everyone wrong directions on the bridge and the local residents are running for cover as the Luftwaffe have dropped some incendiary bombs. The National Fire Services have managed to extinguish the grass fire caused by the incendiaries whilst the Home Guard have captured a shot down German airman. Occasionally during the melee you should see a train working in the station. A Lock-down project saw a new baseboard added and the scenery reworked. We hope you enjoy watching the layout.

## Trerice by Jerry Clifford and the late Iain Rice

4mm P4

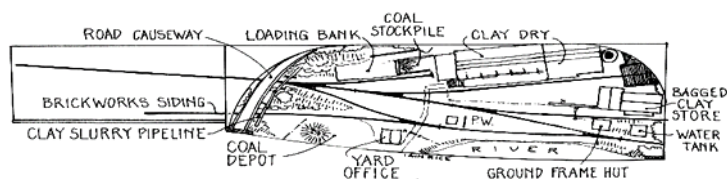
Stand 20

This is a Cameo model built by the late Iain Rice. The layout and other elements of Iain's modelling have survived, through the

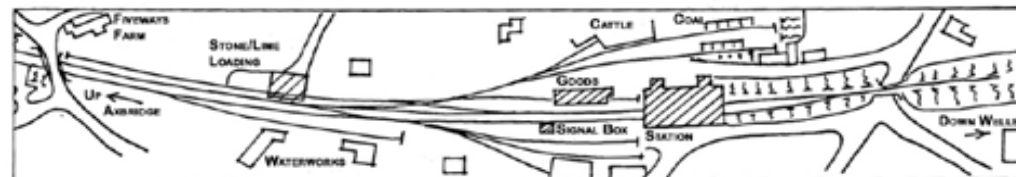
good offices of Rice family members. A small group of his close friends who feel the historical importance that was Iain's contribution to the hobby, especially the fine scale part of it, should be preserved, for others to enjoy. The following two paragraphs came also from the Rice pen intended for exhibition guides.

*"This tiny P4 (4mm scale/18.83 mm track gauge) layout depicts a typical set of Cornish 'pan' china clay dries and their associated railway facilities as they would have been around 1960. The buildings are all models of originals in the Goss Moor area of Cornwall, and the railway is based on the Wenford Bridge branch near Bodmin.*

*The layout features the two locomotive types most often associated with the Wenford Bridge line, the ex-LSW Beattie 2-4-0WT and the GW '1366' class dock tanks. Both these models are largely scratchbuilt - as are all the structures, which feature hand-scribed and painted stonework. The Scenic work incorporates fragments of genuine Delabole slate waste. The china-clay (Kaolin) is also the real thing. Iain Rice October 2004"*



There was also a private siding for the Bristol Water Company's treatment works, meaning plenty of operational interest. It has taken 10 years to get this far and is being presented to the public for the first time as a work in progress, because, like many of our projects, it is not yet finished. The boards are made of ply and extruded polystyrene whilst the train shed, goods shed and signal box have all been drawn out in *Coreldraw*, then laser cut in *Rowmark* and ply by York Modelmaking before being skinned with embossed plastic sheet. All of the trackwork is hand built, Rolling stock is the usual mixture of kits and converted ready to run models, sprung wherever possible. At the time of writing, there's still much to do, but we hope you will get a flavour of this little corner of Somerset. Please feel free to ask questions, share your memories of the station or indeed the "Strawberry Line"



## Cambrian Railway, Dinas Mawddwy by Andy Cundick

4mm/EM Stand 26

Dinas Mawddwy was the terminus of the Mawddwy Railway, which ran from Cemmes Road on the Cambrian main line north to Dinas Mawddwy. The railway opened in 1867 but was declared bankrupt in 1908. An approach to the Cambrian Railway saw it reopen in 1911 eventually being absorbed into the GWR in the grouping. The Great Western ceased passenger traffic in 1931 with final closure in 1951. The model features the line as it was around 1913 just before the Great War. It is built to EM Gauge with kit or scratch built stock.

## Leysdown by Adrian Colenut 4mm/P4 Stand 45

Of the standard-gauge light railways of Kent, one of the most successful was the Sheppey Light



Railway, conceived by the islanders in the 1890s and engineered by the well-known Holman F. Stephens. Absorbed into the SE&CR the line underwent various improvements. Closure took place in 1950 with the last train on Saturday 2nd December. Leysdown, the terminus, was the largest station on the line and



served the embryonic seaside resort. The layout was originally constructed back in 1996/97 by the current owner and other members of the Uckfield Model Railway Club, as the Club's first essay into P4 modelling. The layout has a scenic area of only 12ft by 2ft. and a simple three road sector plate is used in the fiddle yard. A DCC system has been installed allowing remote operation of the locomotives, turnouts and signals and has allowed the fitting of sound chips to the majority of locomotives enhancing operators and viewers overall enjoyment. The buildings are scratch-built using a variety of materials, principally card & plastocard. Much thought has been put into the presentation of the layout and the team are always happy to answer any questions. Further information can be found at [www.leysdown.org.uk](http://www.leysdown.org.uk)



## Moorview by Paul Holwill "N" Gauge Stand 15

Moorview is an additional station on the old ex LSWR / SR mainline which linked Exeter, Okehampton & Plymouth. The Winter weather in Devon is atrocious and Dartmoor has been hit hard by heavy snow. Storms out to sea have been hitting the sea wall on the GWR route through Dawlish and Teignmouth, making it impassible. To maintain a service and as a result of this, all of the services between Exeter and Plymouth are now running on the old Southern route. As is usual in times like this, the train crews and permanent way gangs have made a sterling effort and are working hard to keep services running. We will commence on Saturday morning in the mid 50s & end on Sunday afternoon in the late 80s/ early 90s. If you are going to watch the trains go by don't forget your coat, hat, scarf and gloves.




**Refreshments** **Stand 47**  
are provided by **Wookey Hub, Wookey, Nr.Wells**

## Pit Hill by Mick Simpson 2 FS Stand 22 and the late Iain Rice

Pit Hill is the result of a collaboration between the late Iain Rice and Mick Simpson, it has appeared at Railwells before as a "work in progress". Iain died in October 2022, his passing, as might be expected left a void and mix of emotions. To say we miss him is an understatement. This model takes inspiration from the Bowes Railway System, one of several self-acting or gravity operated railways in County Durham. On it, coal was transported from the Sunnyside Marley Hill Colliery and delivered to staithes on the River Tyne at Jarrow. The early part of the journey involved engine driven inclines, but the last leg involved a self-acting incline at Springwell. The layout seeks to portray these workings by being loosely modelled on Springwell. To reproduce this in 2mm scale presents several challenges, the light weight of the wagons, the performance properties of steel cable and how to power that cable. With the mechanical issues solved, we moved onto the scenic stage, which was to have been Iain's responsibility. I pressed on and hope that I did Iain proud and dressed the layout in a way of which he would have approved.

## Sefton Park 3/4mm:ft Finescale Stand 5 By Roger Orpwood

Although built to a tiny scale, everything in this layout is constructed as close to scale as possible. As well as the interesting challenge of working this small, the aim is to enable a railway to be embedded in its countryside without taking up enormous amounts of space (this 8ft long would be nearly 43ft in 4mm). To enable controlled and realistic slow running the locos are driven by an almost invisible system built into the track bed, this also allows coupling/uncoupling without any visible couplers. There is still much scenic work to complete but it is hoped the layout captures the atmosphere of a small Midland terminus around the year 1900.



## Slades Green by Maurice Still 4mm Stand 39



4mm

A London Underground display, you see the station by looking in at either end. Mind the Gap