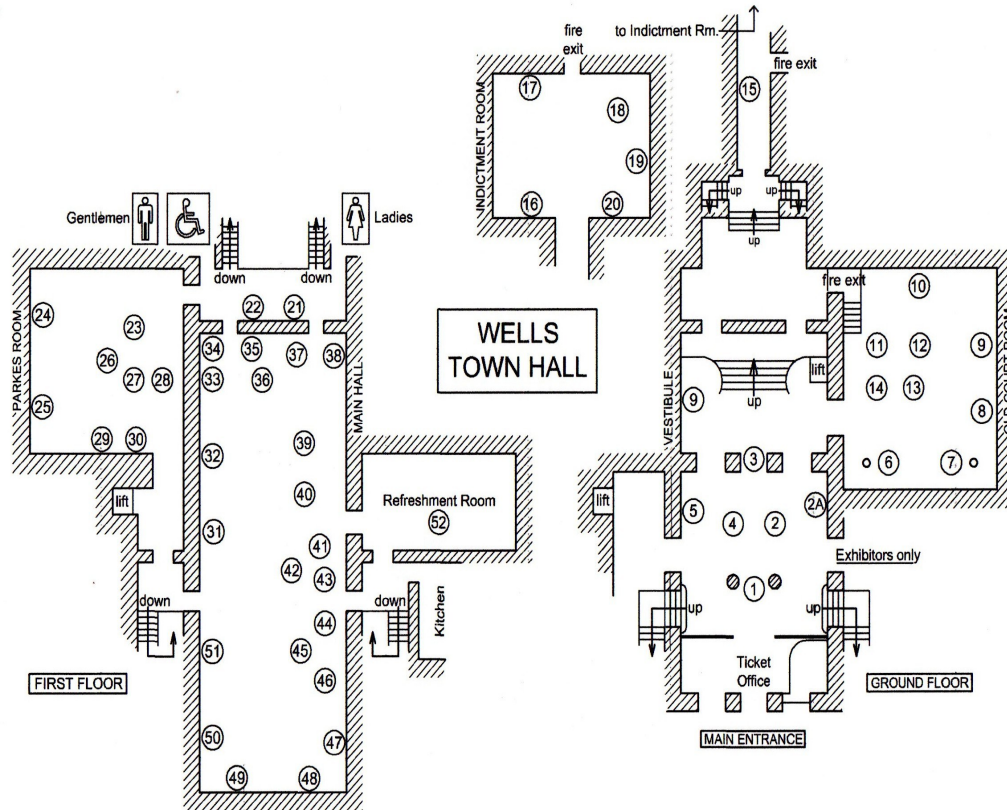


Plan of the Exhibition Halls





The 48th Railwells Model Railway Exhibition will take place on Saturday and Sunday 8th & 9th August 2026. When we hope to see you all again. Until then, we wish you a safe journey home and a rewarding and successful year's modelling!

Exhibition Guide produced by Malcolm Jones, with thanks to Gavin Clark, Andrew Tucker and Peter Bowen for their invaluable help.
Printed by St Andrews Press, Unit 3, Keward Mill Trading Estate, Jocelyn Drive, Wells.

WELLS RAILWAY FRATERNITY

established 1968

~ present their 47th exhibition ~



2025

MODEL RAILWAY EXHIBITION

Including a celebration of Railway 200, the 70th Anniversary of the EM Gauge Society, the 60th Anniversary of the 3mm Association, Scalefour South West and the 2mm Finescale roadshow

34092 City of Wells Yeovil Town Shed 21.11.1961




Photo The Late John Cornelius

**Wells Town Hall, Market Place, Wells,
Somerset, BA5 2RB**

For further information: www.railwells.com or www.scalefour.org

Organiser: Chris Challis: 01308 897539

Introduction from the Organiser—Chris Challis

Railwells is an extra special show this year. The exhibition is a celebration of Railway 200, the EM Gauge Society, 70 years, the 3mm Association 60 years, Scale-four South West and the 2mm Association's Road Show. Each individual section has layouts, demonstrations and displays.



Tim Venton is bringing along his layout of the Radstock Tramway at Wellow as it would have been in 1825/6. The 3mm Association has a layout attending called Lananta Quay, depicting an early railway with standard and Brunels Broad Gauge track. Pendon Museum will have a display of photographs published by the GWR for the 100th anniversary of the Stockton and Darlington Railway

Really the whole show will be for Railway 200, so please enjoy the event.

Also attending will be 17 traders including the Railway Children Charity, the newly reformed Blacksmith Models and Modelstock.

Railwells is an exhibition that shows you how, for beginners as well as experienced railway modellers. **We hope you enjoy the show.**

LAYOUTS In alphabetical order.

Guide current at time of printing, for updates please refer to www.railwells.com

Devils Bridge c1904 “009”Scale Stand25 by Andy Cundick

Devils Bridge is the terminus of a two foot narrow gauge railway running up the Rheidol valley from Aberystwyth. Opened in 1902, the “Vale of Rheidol Railway” as it was known was originally used for transporting Lead Ore and Timber. In 1913 it was taken over by the Cambrian Railway and in the grouping of 1923 became part of the Great Western Railway. Nationalisation in 1948 saw it eventually become the last operational steam powered line on British Railways. Modelled in 009 Scale, all the rolling stock is kit built.

Trade Support

10. ASPIRE GIFTS & MODELS Unit 4, Court Farm Business Park, Buckland Newton DT2 7BT **T.N.** 01300 345355 www.aspiregiftsandmodels.co.uk *RTR models, accessories and DCC*

2. BILL HUDSON TRANSPORT BOOKS Unit 1, Dimple Road Business Centre, Matlock DE4 3JX **T.N.** 07921 833469 www.billhudsontransportbooks.co.uk *transport books particularly railway.*

45. BLACKSMITHS etched Loco, Coach & Wagon kits for many different Railway Companies: www.blacksmithsmodels.co.uk

23. BRANCHLINES PO Box 4293, Westbury, Wiltshire BA13 9AA **T.N.** 01373 082231 [www.sales@branchlines.com](mailto:sales@branchlines.com) *Rolling stock kits, motors, gearboxes and wheels*

44. C&L FINESCALE Track Building Sytems Et Cetera, 208 Barnett Wood Lane, Ashted, Surrey KT21 2DB **T.N.** 01372 458604 www.clfinescale.co.uk *Trackwork components*

39 CM3 MODELS Scratch Building supplies, tools, 10 St Oswalds Close, Thirsk YO7 1JX. **T.N.** 0333 0502763 www.cm3models.co.uk, *switches and wire, tools, paint, metal, maquette, Alan Gibson, ModelTech and Card.*

11. DART CASTINGS/MONTY'S FIGURES/MJT 17 Hurst Close, Staplehurst, Tonbridge, Kent TN12 0BX www.dartcastings.co.uk *Scenic modelling supplies and rollingstock accessories*

2A. DAVID FISHER PAINTINGS Amy Catley is selling prints of her fathers paintings.

24. EBMA HOBBY & CRAFT, based in High Peak, nr Buxton, *they design and manufacture a range of items to help organise your modelling or craft work-space.* www.ebmahobby.co.uk

24. MODELSTOCK the new home of ABS 4mm model railway kit and accessory ranges.

49. PECO Underleys, Beer, Seaton, Devon, EX12 3NA www.peco-uk.com **T.N.** 01297 626204 *A display of the large range of products available to railway modellers*

7. ROXEY MOULDINGS 58 Dudley-Road, Walton-on-Thames, KT12 2JU www.roxeymouldings.co.uk **T.N.** 01932 245439 *Kits, materials and tools.*

9. SCALEFOUR STORES 120 Hayhurst Avenue, Middlewich, CW10 0BD **TN** 01606 835708 www.scalefour.org/stores/stores.html *Supplies for the discerning modeller*

43. TAFF VALE MODELS www.taffvale.wales **T.N.** 02920 026122 *finescape model railway kits, motors and related components under a number of labels.*

37. WELLS RAILWAY FRATERNITY BOOK SALES. All proceeds in aid of the Railway Children Charity. *Book sales for a deserving cause.*

16. SOMERSET AND DORSET RAILWAY TRUST SALES. Established in 1966, the year that the line closed. The trust keeps alive the memory of this most distinctive of cross country railways. Find out more at www.sdrt.org.uk

Cont. Specialist Societies and Displays.

bearable for many reasons. Reaching a child as soon as possible is crucial to avoiding them becoming entrenched in street life, or targeted by abusers. "We race to get to children before the streets get to them". more information at www.railwaychildren.org.uk

21. Information and Photographs in celebration of the opening of the Stockton and Darlington Railway and the start of the modern railway we know today



15. Wells Railway Fraternity Photographic Competition. To mark the 200th Anniversary of the opening of the Stockton & Darlington Railway members of Wells Railway Fraternity have been invited to enter a photographic competition. The photos are to illustrate some aspect of the progress that has been made on our railways over the last 200 years. Members, exhibitors and visitors at this exhibition are invited to vote for their favourites and prizes will be awarded at the end of the Show. Complete a voting slip and pop it into the box on our **Stand No 38.**

Stand 38 Wells Railway Fraternity

We meet monthly in the Town Hall from September to May, where we have guest speakers on railway related subjects. Membership is £20. per annum and includes entry to all meetings and also to Railwells.

Programme for 2025 / 2026

9 September : Stockton & Darlington Railway—the Railway that got the World on Track *Caroline Hardie and Niall Hammond*

14 October: Freight Operator GBRf followed by The Diesel and Electric Preservation Group-*Bob Tiller*

11 November
Stothert and Pitt – Crane Makers *Pete Dunn*

9 December
Fraternity Annual General Meeting which will be followed by Quiz– set by last year's winner *Jim Allwood.*

25. Scalefour Society Membership. Steve Carter Membership Secretary of the Society will be here to accept subscriptions or sign up new members

6.The Somerset & Dorset Railway Heritage Trust at Midsomer Norton South station, 10 miles from Wells. A thriving and developing heritage railway. With many exciting projects in the pipeline, including extending south. Renowned for its friendly welcome, please give us a visit. *More info* www.sdjr.co.uk

See more at www.railwells.com

13 January. Members Talk's Lynton and Barnstaple Update *David Edwards.* followed by Modelling our Local Station *Andrew Tucker*

10 February. HST's at Fifty Roy Kethro

10 March Railway Publishing and the Titfield Thunderbolt *Simon Castens*

14 April Every Picture Tells a Story *John Baxter*

12 May Broad Gauge Journey Revisited *Brian Arman*

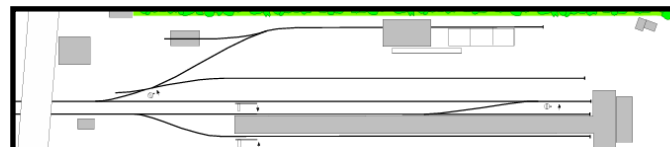
ELCOT ROAD by 4mm Gauge P4

Stand 4

The layout seeks to portray a small part of the South London Suburban railway network in the Croydon Area. Set in the formative years of Network South East and featuring third rail electrification. The layout is



entirely fictitious but draws heavily on several locations in order to create a believable scenario. It is theorised that the LBSC wanted it's own terminus in the area to serve the ever increasing spread of housing, meaning that the layout features the structures and signalling of that company. To provide extra operational scope . As well as passenger traffic, freight traffic is much in evidence due to the presence of a



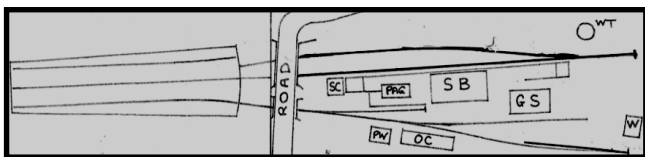
coal concentration depot and a builders' yard receiving goods by rail.

Foxbury 3mm Scale Stand 17 by Bob Brown

Foxbury is imagined to be the terminus of a former GWR branch line set in the mid 1950's. It's location is in the Cotswolds in the area between Cheltenham, Bourton on the Water and Burford. The layout is modelled in 3mm scale using trackwork to 12mm gauge. All Locomotives, coaches and the wagons on the layout are built from kits, whilst all of the structures are made from card or styrene sheet. The variety of stock employed on the layout and the frequency of trains is of necessity, somewhat in excess of what would have been used on a similar line during the period modelled. Such a line would have been lucky to see half a dozen trains a day.

Guide current at time of printing, for updates please refer to www.railwells.com


(Foxbury Contd)



Hembourne 4mm Scale Stand 32 by Paul Ash EM Gauge

The layout depicts the late 1920's/early 1930's Great Western Railway in Herefordshire and is based on the Golden Valley Railway which ran between Pontrilas and Hay on Wye. In the model, the

line from Pontrilas never made it to join the Midland Railway at Hay on Wye so will terminate a few miles after Dorstone station



in the fictitious location of Hembourne. The station building is based on that at Vowchurch, with the only other buildings being a small signal box and a yard hut.

Motive Power is provided by a mix of small GWR tank engines and with the line running a number of mixed goods and passenger trains there is plenty of shunting opportunity and something a little different.

The layout was part of the Cameo competition run by Wild Swan

Horsley Lane 4mm Stand 8 Goods by Steve How Gauge P4

The layout is a minimum space "shunting plank" based on the In-glenook formula devised as a shunting puzzle relying on deliberately restricted sidings with the objective of making up a train of

Demonstrations Cont.

3. ..Broad Gauge Society Demonstration by Ashley Phillips for more info see <http://broadgauge.org.uk/>

41. Buildings by Braeside Models. Highly regarded architectural model-maker Brian McCulloch explains techniques used in his work, describing how he researches and creates his dioramas.

46. The Scale 7 Group trackwork and working in S7—find out more at

www.scaleseven.org.uk

26. The 2mm Association Roadshow with Paula Martin. More info. at www.2mm.org.uk

27 Modelling in 2mm Finescale. Jerry Clifford will be happy to discuss the intricacies and enjoyment in modelling in 2mm finescale for both the experienced and the less experienced modeller.

Specialist Societies and Displays

19 & 20 3mm Society Display and Demo Celebrating the **60th Anniversary** of the Society we showcase what can be achieved in this very attractive scale. The 3mm Society supports everyone who wants to build models in 3mm scale whatever their skill or specific interest. 3mm modelling is all about actually making models. Interested in finding out more, come and have a chat to us.

30 Lynton and Barnstaple Railway Association The Railway opened as an independent railway in May 1898. The Association formed in 1979. You can find out more at www.lynton-ail.co.uk

5. East Somerset Society of Model & Experimental Engineers was formed in 2005. They created *The Bath and West Steam Railway* at the Showground near Shepton Mallet. Their display features live steam locomotives and traction engines.

36. The E.M. Gauge Society Membership Stand with Steve Flint. Our Chairman will be in attendance to tell

you all about the Society celebrating it's 70 Year Anniversary in 2025 and deal with membership matters. More details at www.emgs.org.uk.

35 North Somerset Area Group of the EM Gauge Society with the Display Stand, promotional material and examples of track and a video of some well known E.M. Gauge Layouts

22. Pendon Museum "Britain's best landscape diorama" as described by Jane Insley (Curator, Science Museum, London). It uses highly detailed models to bring the past to life. Find more at www.pendonmuseum.com

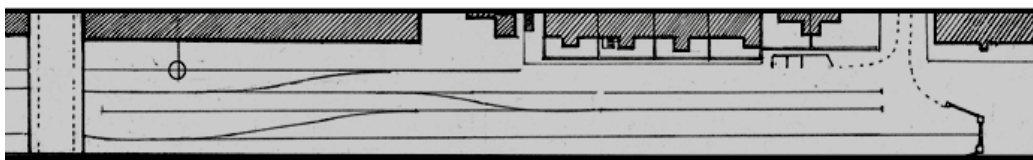
47. Railway Children Charity & Book Sales. The charity provides protection and opportunity, for children with nowhere else to go and nobody to turn too. Every year thousands of children across the UK, India and East Africa run away or are forced to leave homes, that have become un-

Yard No 2 by David Barrett

4mm Gauge
P4

Stand 48

This layout is intended to show a fictional branch line in the London area with access to a small goods yard. Buildings are from several locations selected not to look out of place. There is a 5 storey warehouse with a wagon turntable and small coal yard. The operating company of the branch is flexible to allow a variety of potential stock. Likewise the time period can also change affecting the stock to be seen.



Refreshments

Stand 52

are provided by Wookey Hub, Wookey, Nr. Wells

Demonstrations

1. Modelling in Gauge 1. by Simon Castens. Gauge 1 modelling, where model railways and model engineering overlap giving the best of both worlds.

13. Kit built wagons in 4mm by John Chambers, Methods used, plus springing and compensation to improve the running qualities.

42. How to Solder by Roger Sawyer. A Hands on demonstration offering you the opportunity to learn

how to Solder, a skill which is most useful to all modellers

33. E.M. Gauge Modelling by Andrew Ulliyott.

A demonstration of finescale modelling in E.M. Gauge

14. Starting in P4 by Gavin Clark.

Once again Gavin will be available to talk to visitors interested in starting in P4. There will be some examples of trackwork including 3D printed examples using Templot and some lasercut baseboards.

(Horsley Lane Goods Cont) five wagons out of a possible eight in an order dictated by a



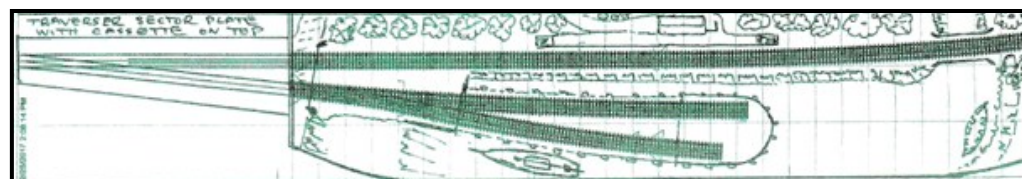
random choice of cards. The concept has been around for a long time and those wishing to delve more into its history and numerous permutations are recommended to the "official" Inglenook website:

<http://www.wymann.info/ShuntingPuzzles/sw-inglenook.html>

The model is based somewhere in West Yorkshire representing a couple of sidings serving a warehouse and private yard. Although only 4 feet (1.2m) long, bridges at each end suggests the area is bigger than it really is. The layout is fully self-contained within this footprint and can offer hours of fun

Lananta Quay by Nick Salzman

3mm Scale Stand 18



This is a cameo style layout set in the 1870's until the end of Broad gauge in 1892, It is situated in North Devon/Cornwall taking inspiration from Lelant and its associated Quay Siding, on the St. Ives branch, the Old Quay in the centre of Newquay Harbour and Fremington Quay on the extension of the old North Devon Railway. It features a wooden trestle quay with a West Country Smack tied up alongside. The sandy estuary has a small creek running under a timber bridge passing nearby Lime Kilns. A small station serves the Area. The track features a mixed gauge of Broad and Standard gauge and features Passenger, fish and freight trains in both gauges.

Guide current at time of printing, for updates please refer to www.railwells.com

Ley Hill by Jerry Clifford

2mm
Finescale

Stand 28

This is a small layout, approx 4 ft long by 9 inches wide (including the fiddle yard). It depicts a Somerset and Dorset Colliery layout in BR days. The layout is fully operational, with remote controlled turnouts and delayed action uncoupling. Look at the attention to detail.

Somerset Coal Canal Tramway by Tim Venton

3'4"
Gauge

Stand 51



Here is my latest project, a rendition of the Somersetshire Coal Canal at Wellow. The canal from Midford to Radstock was converted to a plateway in 1815. An early steam engine was tried in August 1826, it sets the date for this model. The plateway was later purchased by the Somerset & Dorset, for conversion to a railway. The site of the S & D is off the front of the layout. The Tunnel (which still exists, but is on private property) at Wellow forms the inspiration, plus an aqueduct over Mill Lane. Much of the canal was destroyed by the building of the S & D. No known photographs exist of the plateway, so it will be difficult to "prove me wrong" A convincing Georgian landscape was another challenge. The track is Peco code 100 rail laid on its side. I may be able to get the horse to move.....Gauge was about 3'4", the flanges are to scale height

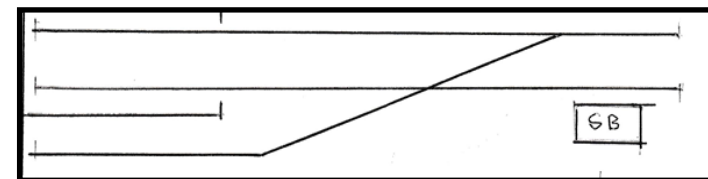
Weekend Yard by Kevin Cartwright

7mm Scale

Stand 50

The layout was built as the name suggests, over a weekend at Guildex, the "O" Gauge Show, in 2023. The purpose of the layout is to show what it is possible to achieve in a small space (8 feet x 1'6"), 'using off the shelf' rolling stock and readily available products in

Weekend Yard Cont
order to build a layout and introduce new people to model in "O" gauge. Control is DCC, with points worked by levers and the operator stands at the front of the layout to converse with members of the public. Future plans may include extending by a small board, to enhance viewing.

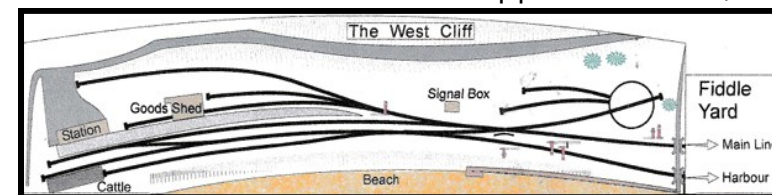


Westcliffe by Richard Butler

4mm Gauge
EM

Stand 31

Sun, Sea and Shingle, Dorset's Riviera. Westcliffe is a 'might have been', its location is based on the town of West Bay, Bridport's harbour, as it could have evolved by the 1920's. In 1848 the railway arrived in West Bay and expectations were that the town would grow into a seaside resort in the same way as Bournemouth and Weymouth had done. In the event this did not happen. However, in our version of events the existing station, moved to develop the town and a larger



station was built in a new location under the 'West Cliff' to cater for a now intensive service of main line holiday expresses and local passenger trains. Goods trains serve the town and the harbour via a short branch line. Carriage sidings and loco facilities are located off the main line to the east of the station and beyond the bridges carrying the footpath to the promenade.

Woody Bay by Lynton & Barnstaple Railway Assoc.

4mm Gauge
OOn9 scale

Stand 29

Model built by the Association to not only promote the Lynton and Barnstaple Railway but also show what can be built using proprietary Locomotives, rolling stock and other models to build a model of the railway that opened in 1898 and closed in 1935.